



0.75 Kw

50/60Hz
380V

Modello automatico con coperchio di sicurezza superiore e adatto ad un utilizzo generico. Velocità di taglio regolabile. Il design particolarmente curato facilita la sua integrazione in negozi ed aree di vendita in generale

Automatic model with upper safety top, suitable for general use. Adjustable cutting speed. Its sleek design makes integration easier in any shop and retail area

Modelo automático con tapa de seguridad superior y apto para un uso genérico. Velocidad de corte ajustable. El diseño especialmente cuidado facilita su integración en tiendas y en áreas de venta en general

Modèle automatique avec couvercle de sécurité supérieur idéal pour une exploitation générique. Vitesse de coupe réglable. Le design soigneusement conçu facilite son exploitation dans les magasins et les points de vente en général

Автоматическая модель с верхней защитной крышкой для общего использования. Скорость нарезки регулируется. Тщательно разработанный дизайн оборудования значительно упрощает его установку в магазинах и любых других пунктах продажи

Automatisches Modell mit oberer Sicherheitsabdeckung. Sie ist für eine allgemeine Verwendung geeignet. Einstellbare Schnittgeschwindigkeit. Das besonders schlanke Design erleichtert die Integration in Geschäften und Verkaufsbereichen im Allgemeinen

	ST42
Modello - Model	Automatica su ruote / Automatic free standing type
Carico - Loading	Frontale / Front
Lunghezza nominale taglio - Nominal width cut	420 mm
Dimensione max. pane mm - Loaf max. dimensions mm	400 x 300 x 180h
Passo lame - Blade pitches	Scelta da 9 a 20 mm / Available from 9 to 20 mm

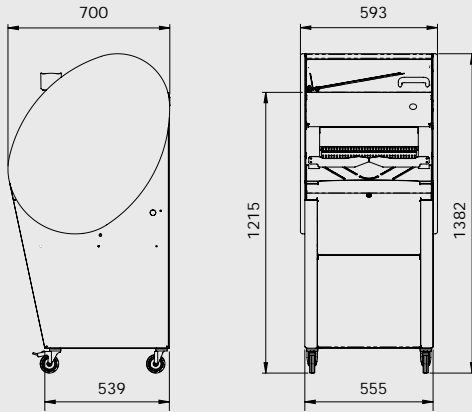
✗ Standard ○ Optional

Specifiche tecniche / Technical specifications

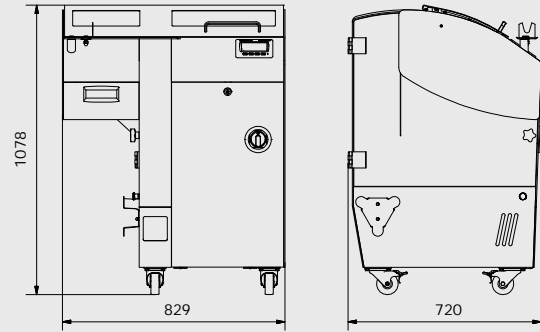



	G42	C42-C52	CP42-CP52	C42S-C52S	CP42S-CP52S	ST42	SA35-SA50	MI52	MR52	MAC100	BM11
Struttura in acciaio verniciata Steel powder painted body	✗	✗	✗	✗	✗	✗	✗	✗	✗		
Modello da tavolo Bench model	✗	✗	✗								
Modello con ruote Models on wheels					✗	✗	✗	✗	✗		
Manuale Manual	✗	✗	✗	✗							
Automatica Automatic			✗		✗	✗	✗	✗	✗		
Automatica a ciclo singolo e continuo Automatic single and continuous mode			✗		✗						
Automatica a ciclo continuo Automatic continuous cut								✗	✗		
Automatica con 4 modalità di taglio Automatic with 4 cutting modes							✗				
Carico frontale Front loading	✗	✗	✗			✗	✗				
Carico laterale/posteriore Lateral/rear loading				✗	✗			✗	✗		
Passo fetta variabile Adjustable pitch							✗				
Telaio coltelli intercambiabile (brevetto) Interchangeable blade cartridge (patent)									✗		
Regolazione elettrica tappeto superiore Electrically adjustable upper conveyor								✗	✗		
Regolazione velocità con inverter Speed regulation with inverter								✗	✗		
Velocità tappeto e telai indipendenti Independent speed of conveyor and cutting frames								✗	✗		
Insufflatore Bag blower				○	○						
Base con ruote Base with wheels	○	○	○								
Oliatore Oiling system	○	○	○	○	○	○	○	○	○		
Struttura in alluminio e inox Aluminum & s/steel structure										✗	✗
Kit mollica Fresh bread knife kit											○
Piedini inox S/steel legs											○

ST42



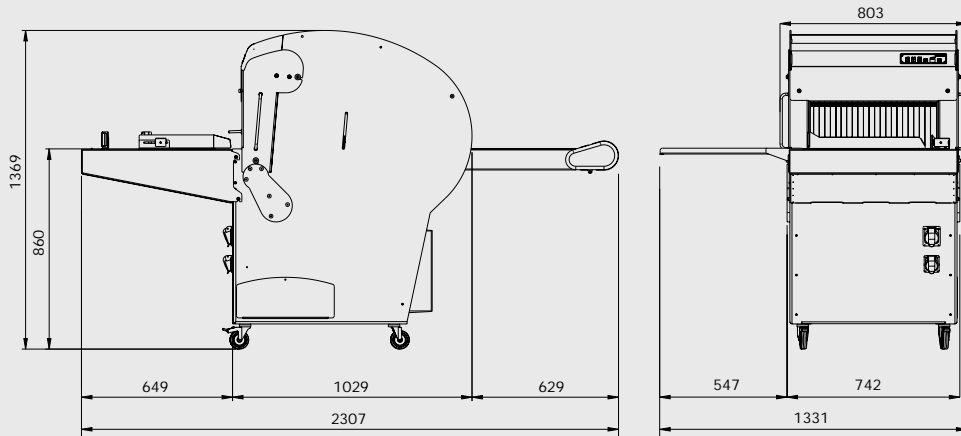
SA41




 193 Kg.

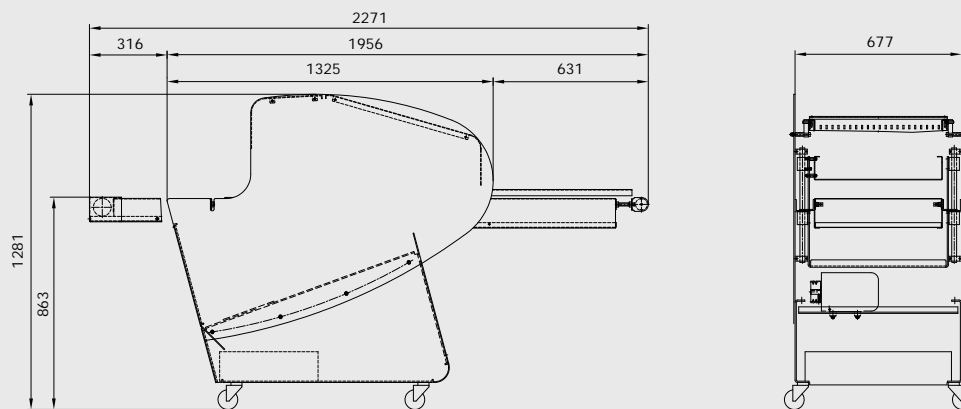
 225 Kg.


MR52



 101 / 107 Kg.

MI52



 135 - 142 Kg.